

MODEL HOME *Tour Guide*

Welcome to Bedford. Start your visit by checking in at a sales office to tour the model homes. Consider walking as our model homes are all just a stroll down Parson Brown. While you're here, be sure to check out The Shed with its famous mural and more. Enjoy your visit!

[GET DIRECTIONS >>](#)



SALES OFFICES

1 AVERLY & WYATT BY TRI POINTE HOMES

AVERLY

Two-Story Townhomes
Approx. 1,303 - 1,544 Sq. Ft.
Up to 3 Beds, 2.5 Baths
From the Low \$600s

WYATT

Three-Story Paired Homes
Approx. 1,450 - 1,631 Sq. Ft.
Up to 4 Beds, 3.5 Baths
From the High \$500s




2 ARDEN (Arriving March 8) BY RICHMOND AMERICAN HOMES

One- & Two-Story
Detached Homes
Approx. 1,526 - 2,977 Sq. Ft.
Up to 5 Beds, 4.5 Baths
From the Low \$900s

3 SAWYER (Arriving March 29) BY TRI POINTE HOMES

Two-Story Detached Homes
Approx. 2,707 - 3,036 Sq. Ft.
Up to 5 Beds, 3.5 Baths
From the High \$900s

PLACES TO VISIT

-  **The Shed:**
Pool, Play & Fitness
-  **Bedford Dog Parks**
-  **Bluff Top & Paseo Parks**
(Arriving March 29)

BEDFORD

LiveBedford.com

hint: Ask for a water at any sales office and enjoy!